FOREXCRACKED

Join our Telegram group

HOW TO INSTALL · METATRADER 4 AND 5

From zip to chart in five steps.

This guide comes with every free EA and indicator from ForexCracked. Five steps to install it, then how to switch it on, the fixes for the usual problems, and where to find more.

YOU NEED
MetaTrader 4 or 5 on Windows, or a Windows VPS. The phone apps can't run them.

THE RIGHT FILE
`.ex4` runs on MetaTrader 4, `.ex5` on MetaTrader 5. The download post says which you have.

UNZIP FIRST
MetaTrader can't read a zip. Right-click it, choose **Extract All**, and work from that folder.

1 Open the data folder

In MetaTrader: `File › Open Data Folder` (`Ctrl+Shift+D` on MT5). A folder window opens. This is where MetaTrader keeps its EAs and indicators.

Double-clicking the .ex4 or .ex5 file won't install it.

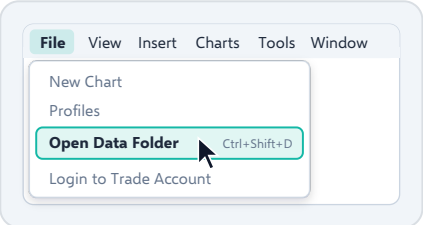

2 Open MQL5, then the right folder

Double-click `MQL5` (`MQL4` on MetaTrader 4). An EA goes in **Experts**, an indicator in **Indicators**.

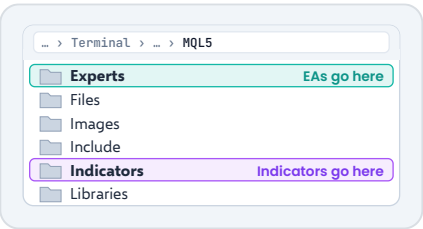

3 Copy the file in

Copy the `.ex5` or `.ex4` from your unzipped download into that folder.

A `.mq4` or `.mq5` is source code: same folder, open it in MetaEditor (`F4`) and click **Compile**. Other files in the zip: page 2.

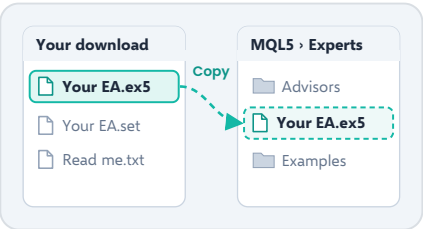

4 Refresh the Navigator

Back in MetaTrader, open the **Navigator** (`Ctrl+N`). Right-click **Expert Advisors** or **Indicators**, then **Refresh**. Your file shows up. No restart needed.

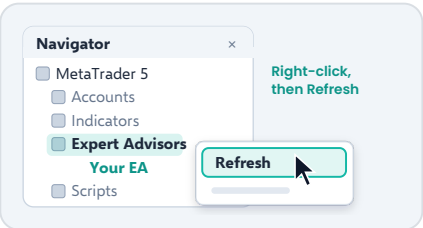

5 Drag it onto a chart

Open the pair and timeframe from the download post and drag it onto the chart. Check the **Inputs**, the lot size first, then click **OK**.

Next: an EA needs switching on before it trades. Page 2.

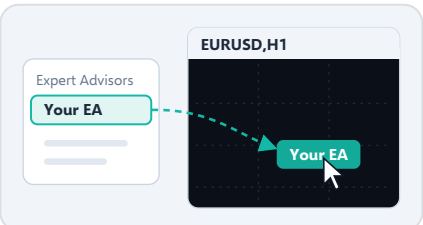

02 · TURN IT ON

Switch it on, then check it works.

Most EAs and indicators call parts of Windows, so they need DLL imports allowed even when the zip has no .dll file. A is once per MetaTrader, B and C are for every EA, and D tells you it worked.

A Once: Tools › Options

On the **Expert Advisors** tab tick **Allow algorithmic trading** and **Allow DLL imports**, then OK. MetaTrader remembers it.

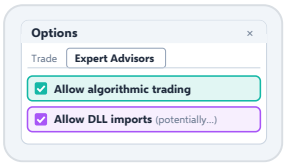

B The Algo Trading button

In the toolbar, or `Ctrl+E`. A green triangle and pressed in: on. A red square: off.

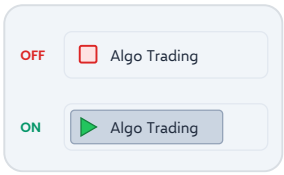

C The EA's own boxes

In the window that opens on the chart: **Allow Algo Trading** on the Common tab, **Allow DLL imports** on the Dependencies tab.

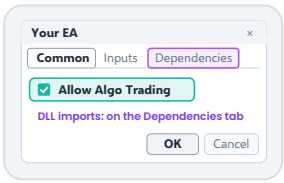

D Check the chart corner

The EA's name sits top right. A blue cap (MT5) or a smiling face (MT4): it can trade. Grey cap or sad face: B or C is off.

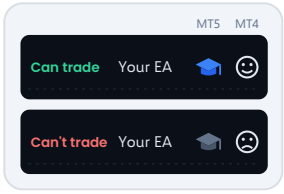

Indicators never trade, so only the DLL boxes in A and C matter. **MetaTrader 4:** the button is called AutoTrading, and both of C's boxes are on the Common tab.

Not working? Read the Experts tab.

Open the Toolbox at the bottom (`Ctrl+T`), tab **Experts**. MetaTrader writes the reason there.

YOU SEE	DO THIS
It isn't in the Navigator	Wrong folder, or a file for the other platform: .ex4 runs only on MT4, .ex5 only on MT5. Copy it again, then Refresh.
`DLL loading is not allowed`	Tick Allow DLL imports in A and C.
`cannot load` and a .dll name	Copy that .dll into `MQL5\Libraries`.
`Algo Trading disabled`	Turn on B and C.
`Invalid volume` or `Not enough money`	Change the lot size in the Inputs.
No trades and no errors	It's waiting for its setup. Check the pair, timeframe and trading hours in the download post.

Other files in the zip

`.dll`	`MQL5\Libraries` (MT4: `MQL4\Libraries`)
`.set`	No copy needed. In the EA's Inputs, click **Load** and pick it.
`.tpl`	`MQL5\Profiles\Templates` (MT4: `templates`)

Before real money

Run it in the Strategy Tester (`Ctrl+R`), then on a demo account for a few weeks. Only then on a live account, with a lot size you can afford to lose.

`Full guide: every error, backtesting ›`

03 · FXC FOUNDRY · MADE BY FOREXCRACKED

We build our own indicators now.

FXC Foundry is ForexCracked's own workshop: indicators we design, code and test ourselves, for MetaTrader 4 and 5. Many are free and download straight away, no sign-up.

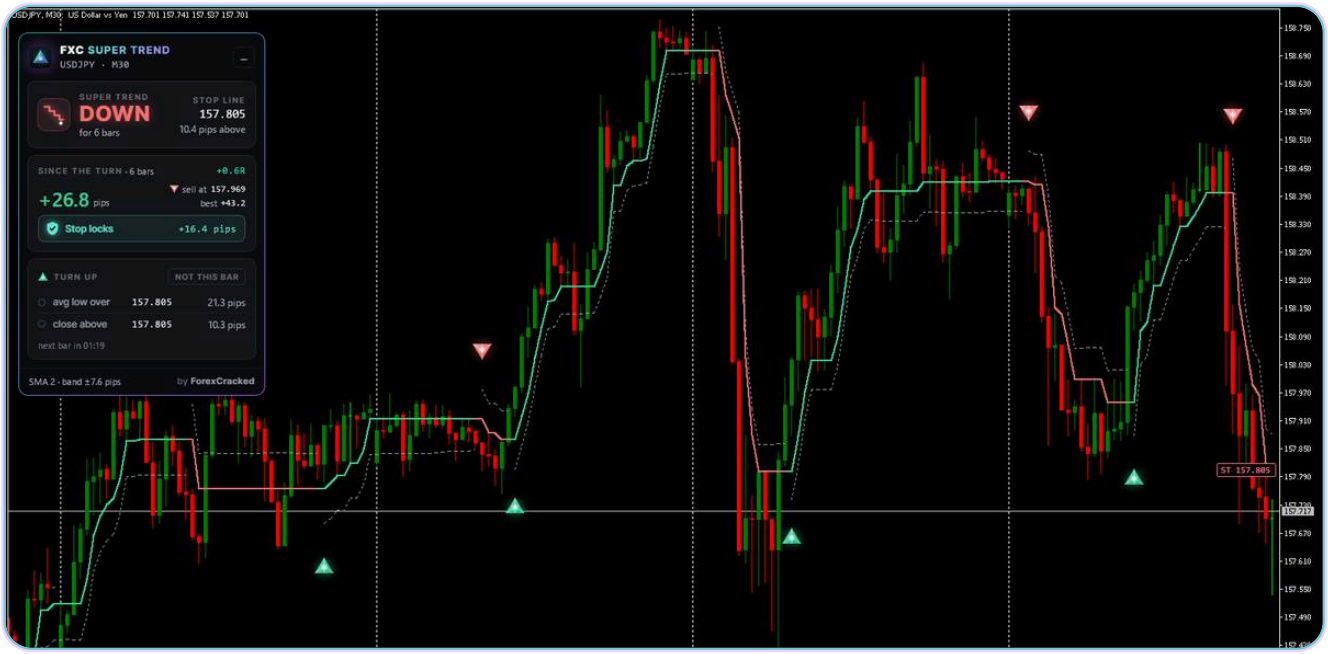

FXC Super Trend on MetaTrader 5: the trend on the chart, the read in the panel top left.

01

One zip, both platforms

The MetaTrader 4 and 5 versions and a chart template in every download. Load the template and it's set up.

02

A panel on the chart

Every tool shows its read in a small panel in the corner. Fold it to a bar when you want the chart back.

03

Free updates

The panel tells you when a new version is out. Download it again from the same page.

Free ones in three steps

1. **Pick one** on the Foundry page. Every tool has its own page with pictures of it working.
2. **Download it.** The free ones need no sign-up and no email.
3. **Load its template** on any chart. It brings the tool, its settings and the DLL switch with it.

Browse the FXC Foundry

Free and premium indicators for MetaTrader 4 and 5.

forexcracked.com/foundry ›

Tell us what to build next. Vote on the ideas, or add your own.

Foundry roadmap ›

04 · BROKER, PROP FIRMS, VPS

Give it the right account.

The same EA can do well on one account and badly on another. Spreads, execution and the broker's rules all count, and so does whether it's running at all.

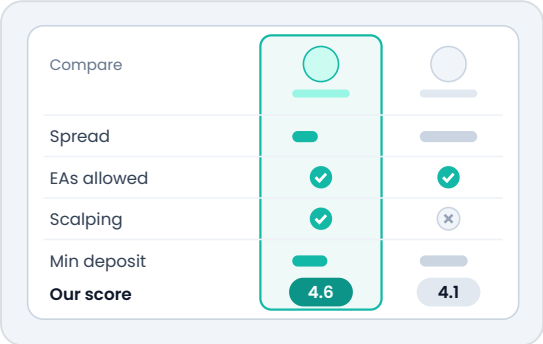

A broker that suits your EA

Many brokers limit scalping or EAs, and spreads decide what's left of every trade. We review brokers on spreads, fees, platforms, regulation and whether EAs and scalping are allowed.

Broker reviews forexcracked.com/forex-brokers ›

Compare two brokers side by side — Compare ›

Find my broker three matches from a few questions — Find ›

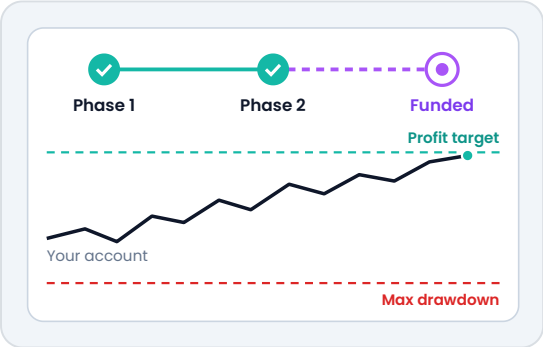

Trade a prop firm's money

Pass a firm's challenge and trade its capital for a share of the profit. The rules on EAs, news trading and drawdown differ from firm to firm, and plenty of EAs break them. Check before you pay.

Compare prop firms forexcracked.com/prop-firms ›

Free prop firm course lessons and tools — Start ›

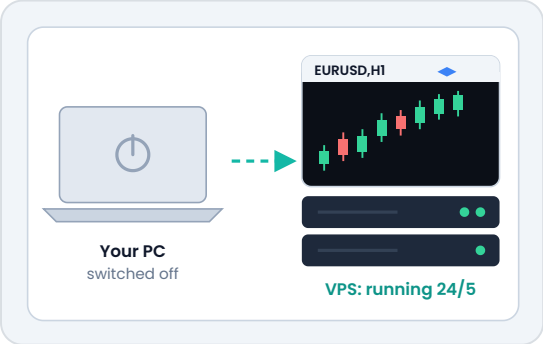

Keep it running 24/5

An EA only trades while MetaTrader is open. A VPS is a Windows computer in a data centre that keeps it running with your own PC switched off, and usually closer to your broker's servers too.

Get a VPS for MetaTrader our pick — Get a VPS ›

Some broker and VPS links are partner links: if you sign up through one, ForexCracked may earn a commission, at no extra cost to you.

05 · MORE ON FOREXCRACKED

More free things like this one.

The site this download came from has a lot more, free to use, for MetaTrader and TradingView.

Free EAs

Expert advisors for MetaTrader 4 and 5, each with a write-up of how it trades, its settings and its risks.

Browse EAs ›

Free indicators

Indicators for MetaTrader 4 and 5 and TradingView, from trend tools to complete trading systems.

Browse indicators ›

Strategies

Trading strategies with clear entry, exit and stop rules you can test on a chart.

See strategies ›

Web tools

Lot size, pip value, risk, margin and profit calculators, in your browser. Nothing to install.

Open the tools ›

Learn

Free courses from the basics up to prop firm trading, with lessons you click through and a forex glossary.

Start learning ›

Economic calendar

This week's news events and their impact, so you know when your EA shouldn't be trading.

Open the calendar ›

Get new free downloads on Telegram.

New EAs and indicators as they go up, straight to your phone.

Join on Telegram ›

Stuck? Ask under the download post

Every download has comments. Say what you tried and what the Experts tab shows; other traders who run the same file answer there.

Pass it on

Know someone fighting with an EA install? Send them this guide, or the full one on the site.

Full install guide ›

FOREXCRACKED

Free forex EAs, indicators, tools and lessons.

forexcracked.com ›

Trading forex and CFDs carries a high risk of losing money. Test every EA and indicator on a demo account first, and only trade money you can afford to lose. Nothing in this guide is financial advice.

How to Install · Edition November 2026